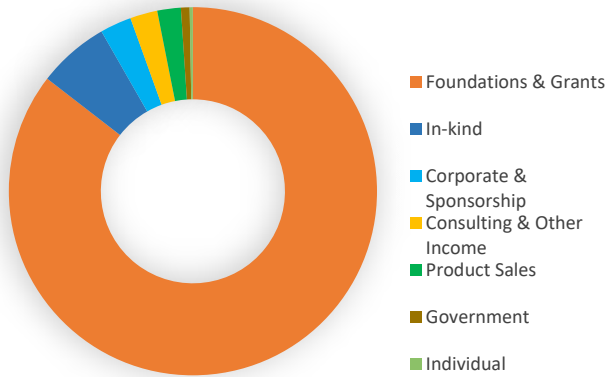


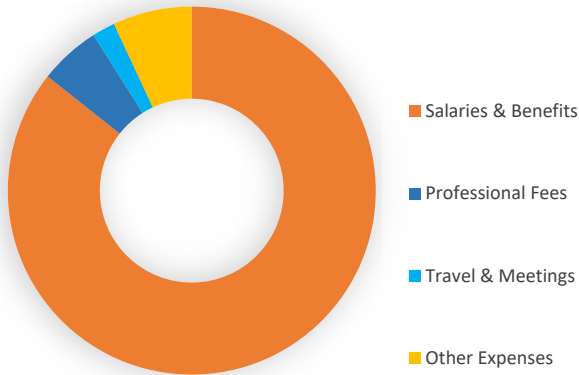
HealthierGeneration FY 2021–2022 Financials

This page displays the financial activities of Healthier Generation in the fiscal year ending June 30, 2022.



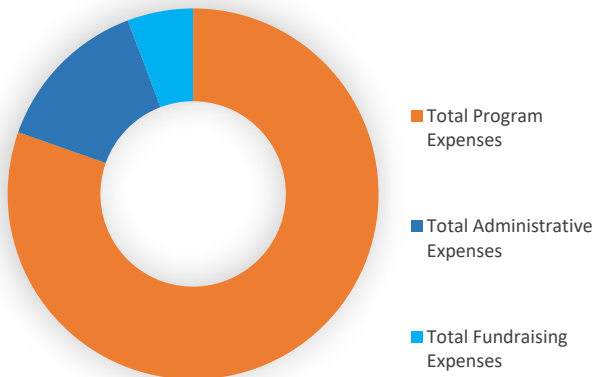
Revenue

Foundations & Grants	23,021,426
In-kind	1,683,761
Corporate & Sponsorship	741,500
Consulting & Other Income	648,672
Product Sales	554,689
Government	205,019
Individual	76,553
Total	\$ 26,931,620



Expenses

Salaries & Benefits	9,065,057
Professional Fees	567,171
Travel & Meetings	214,295
Other Expenses	734,661
Total	\$ 10,581,184



Expenses Breakdown

Total Program Expenses	8,507,747
Total Administrative Expenses	1,467,297
Total Fundraising Expenses	606,140
Total	\$ 10,581,184